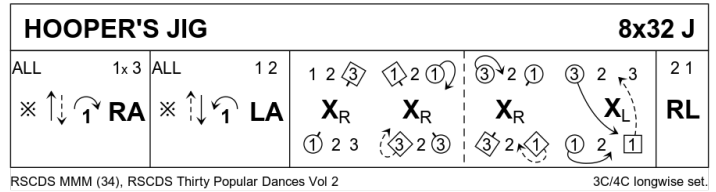


IB Italy 2022 Welcome Dance

1 HOOPER'S JIG J32 · 3/4L

Miss Milligan's Miscellany of Scottish Country Dances · Crib: E-cribs · Diagram: Keith Rose's Diagrams

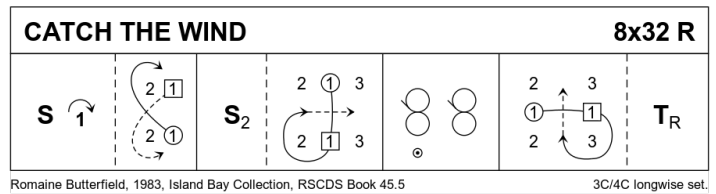
- 1- All clap, 1c cross Rsh and cast off one (2c up) ; 1c+3c RHA
- 9- All clap, 1c cross back Rsh, cast up to own place (2c down) ; 1c+2c LHA
- 17- 1M+3W change places RH | 1W+3M change RH, while{2} 1M+3W dance a Rsh loop ; 1M+3W cross back RH while{2} 1W+3M loop | 1W+3M cross back LH, 1W to 2pl while{2} 1M casts to 2pl (2c up)
- 25- 2c+1c R&L



2 CATCH THE WIND R32 · 3/4L

Romaine Butterfield: RSCDS XLV 5 · Crib: E-cribs · Diagram: Keith Rose's Diagrams

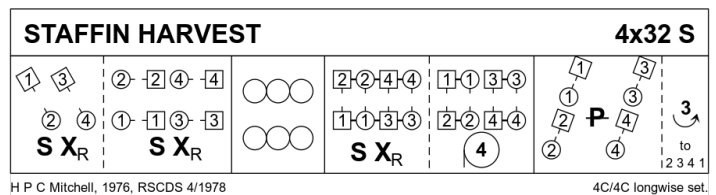
- 1- 1c set | cast off (2c up) ; ½Fig8 up (2,1x,3)
- 9- 1c set twice, on [11-12] 1W swivels R to face out ; 1W (1M following) casts R round 2M and down middle to finish 1W between 3c facing 3M, and 1M between 2c facing 2M.
- 17- 1M+2c & 1W+3c Rsh reels3 across
- 25- 1W (1M following) casts R round 3M and cross to 2pl ; 1c turn RH (2,1,3)



3 STAFFIN HARVEST S32 · 4/4L

H P C Mitchell: Four Scottish Country Dances 1978 · Crib: E-cribs · Diagram: Keith Rose's Diagrams

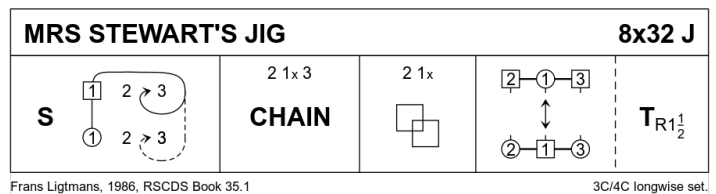
- 1- 1W+2M & 3W+4M set and change place RH ; all set to P and change place RH
- 9- Parallel Reels4 on the sides
- 17- With NHJ on the sides all set | cross RH ; 1c+2c & 3c+4c circle4 left {3} and form diagonal lines for 2c+1c & 4c+3c ½Poussette to (1,2,3,4) ; 1c lead down and cast up into 4pl (2c+3c+4c up) (2,3,4,1)
- 25-



4 MRS STEWART'S JIG J32 · 3/4L

Frans Ligtmans: RSCDS XXXV 1 · Crib: E-cribs · Diagram: Keith Rose's Diagrams

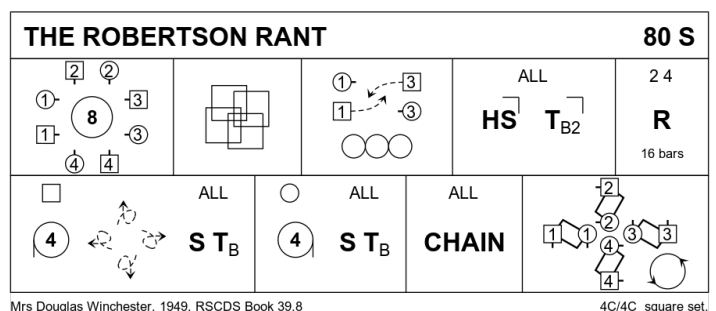
- 1- 1c set | 1W casts, 1M following, round 3W, 1W dances up round 3M and 1M dances up the middle, 1c face 3c (2c up on 7-8) (2,1x,3)
- 9- 2c+1c+3c G-Chain (2c cross), 2M+1M finish facing out
- 17- 2c+1c L-Chain
- 25- 2c+1c+3c A&R ; 1c turn RH 1½ to (2,1,3)



5 THE ROBERTSON RANT S80 · 4S

Mrs Douglas Winchester: RSCDS XXXIX 8 · Crib: E-cribs · Diagram: Keith Rose's Diagrams

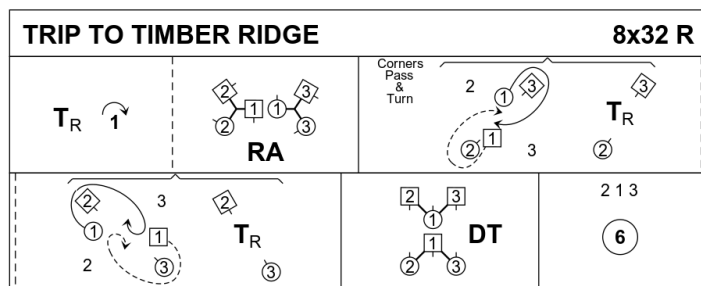
- 1- All Circle8 and back
- 9- Double L chain (women ½ RHA, turn opposite M LH ; ½ RHA, turn P LH, to own places)
- 17- 1c+3c Reel4, (W pass left shoulder, M set on [17-18], at the end W slow down and M speed up, face and acknowledge P and pull back inner shoulder to face corners.
- 25- All set to corner H.Schottische ; turn cnr BH twice
- 33-48 2c+4c repeat [17-32]
- 49- Women Circle4 L (at end pull back Rsh to face out) ; set to and turn P BH.
- 57- Men circle4 R, pull back Lsh ; set to and turn P BH.
- 65- G-Chain (one step per hand)
- 73- Promenade cclw round the set in Allemande hold, M bring W into middle of set and hold RH for bow and curtsy



6 TRIP TO TIMBER RIDGE R32 · 3/4L

Linda Henderson: RSCDS LII 12 · Crib: E-cribs · Diagram: Keith Rose's Diagrams

- 1-- 1c turn RH | cast (2c up) ; 1W+2c & 1M+3c RHA, 1c facing 1cnrs at end
- 9-- Corners Pass and Turn, on [16] 1c pull Rsh back to finish BtoB in centre facing opposite side
- 17-- DTr, on [23-24] 1c Petronella turn to 2pl (2,1,3)
- 25-- Circle6 and back



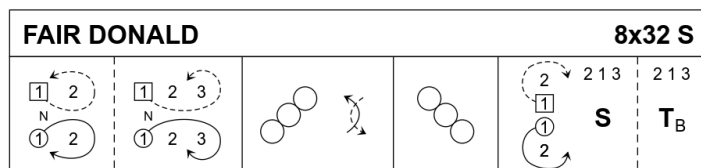
Linda Henderson, 2010, RSCDS Book 52.12

3C/4C longwise set.

7 FAIR DONALD S32 · 3/4L

RSCDS XXIX 4 · Crib: E-cribs · Diagram: Keith Rose's Diagrams

- 1-- 1c dance NHJ between 2c and cast up to top ; dance NHJ between 3c and cast up to 1cnrs (2c up on [7-8])
- 9-- Reel4 with 1cnrs, at the end pass Lsh to face 2cnrs
- 17-- Reel4 with 2cnrs, finishing between 2c on own side, facing up NHJ
- 25-- 1c cast off one | 2c+1c+3c set ; all turn P BH



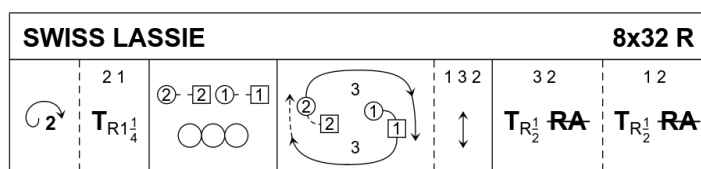
RSCDS Book 29.4

3C/4C longwise set.

8 SWISS LASSIE R32 · 3/4L

Rosi Betsche: RSCDS XXXIX 1 · Crib: E-cribs · Diagram: Keith Rose's Diagrams

- 1-- 1c cast off 2 (dance in to begin) (2c+3c up) ; 2c+1c 1¼ turn RH to midline, facing P
- 9-- 2c+1c Reel4 on midline, 2M and 1W end facing opposite side, with P behind
- 17-- 2c & 1c chase clw round 3c to (1,3,2) ; All A&R
- 25-- 3c+2c turn RH ½, leading into ½ RHA, to sidelines ; 1c+2c repeat (2,1,3)



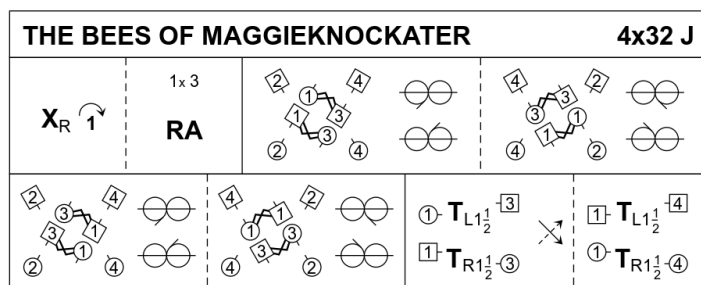
Rosi Betsche, RSCDS Book 39.1

3C/4C longwise set.

9 THE BEES OF MAGGIEKNOCKATER J32 · 4/4L

John Drewry: Thirty Popular Dances, Volume Two · Crib: E-cribs · Diagram: Keith Rose's Diagrams

- 1-- 1c cross RH | cast off (2c up) ; 1c+3c RHA, finish as pairs 1M+3W & 3M+1W facing out on W/M side in promhold
- 9-- Pairs+ 2c+4c Rsh ½Reels3 on sides ; pairs meet & take P in promhold for Lsh ½Reels3 on sides
- 17-- Meet and repeat (as pairs Rsh ½Reels3 ; with P Lsh ½Reels3)
- 25-- 1c (passing inside) turn 3c 1½ Easy Hand ; 1c cross and passing inside turn 4c EH 1½ (to 2,3,4,1)



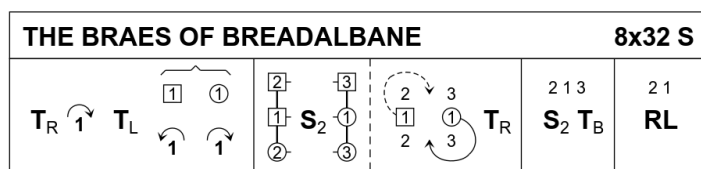
John Drewry, 1975, Canadian Book, RSCDS Thirty Popular Dances Vol 2

4C/4C longwise set.

10 THE BRAES OF BREADALBANE S32 · 3/4L

Thomas Skillern: RSCDS XXI 7 · Crib: E-cribs · Diagram: Keith Rose's Diagrams

- 1-- 1c Turn RH, cast off (2c up) ; turn LH, 1M/1W cast L (down/up) to between 3c/2c
- 9-- Set twice in lines of 3 across ; 1c cast back and Turn RH to (2,1,3)
- 17-- All set twice in sidelines ; turn partners BH
- 25-- 2c+1c R&L



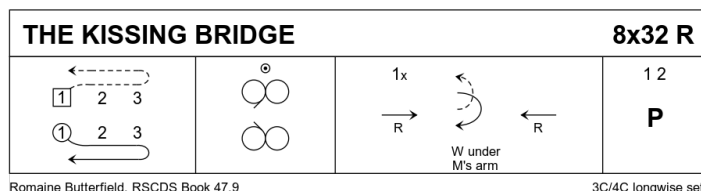
Skillern, 1795, RSCDS Book 21.7

3C/4C longwise set.

11 THE KISSING BRIDGE R32 · 3/4L

Romaine Butterfield: RSCDS XLVII 9 · Crib: E-cribs · Diagram: Keith Rose's Diagrams

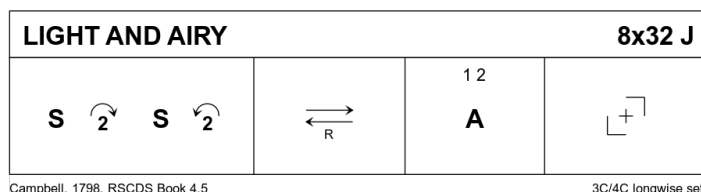
- 1- 1c cast behind own lines and cast back
- 9- 1c cross down into Mirror Reels3 on opposite sides (1x,2,3)
- 17- 1c lead down, cross (M below W, who passes under M's arm) ; and up, 2c steps in for
- 25- 1c+2c Poussette



12 LIGHT AND AIRY J32 · 3/4L

William (18C) Campbell: RSCDS IV 5 · Crib: E-cribs · Diagram: Keith Rose's Diagrams

- 1- 1c set | cast off two (2c+3c up) ; 1c set | cast up two (2c+3c down)
- 9- 1c lead down the middle and up (1,2,3)
- 17- 1c+2c Allemande, to finish 1c facing 1cnrs
- 25- Turn CPCP to (2,1,3)

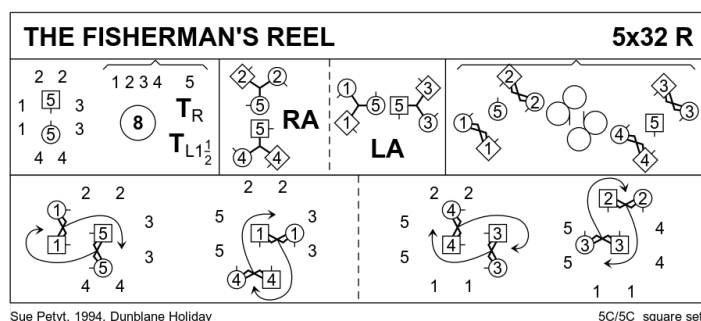


13 FISHERMAN'S REEL R32 · 5S

Petyt, Sue / Gamon, Jane: Dunblane Holiday · Crib: E-cribs · Diagram: Keith Rose's Diagrams

Square set plus 5M / 5W in middle face P with backs to 4c / 2c

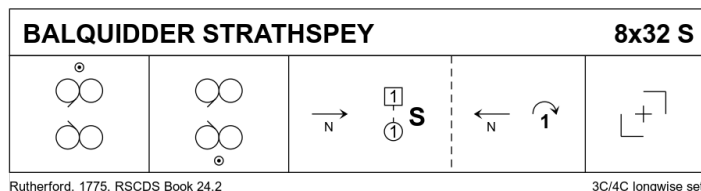
- 1- 1c+2c+3c+4c circle8 and back while{8} 5c turn RH ; turn LH 1½
- 9- 5M+2c & 5W+4c RHA ; 5M+1c & 5W+3c LHA
- 17- 1c+5M+2c & 3c+5W+4c (couples in promhold) Reels3 Rsh to side couple, 5c meets (5M swivels L) and takes promhold facing 1c
- 25- (all C promhold) 5c+1c change places Rsh | 1c+4c repeat ; 4c+3c repeat | 3c+2c repeat, 2c is the new centre couple.



14 BALQUIDDER STRATHSPEY S32 · 3/4L

David Rutherford: RSCDS XXIV 2 · Crib: E-cribs · Diagram: Keith Rose's Diagrams

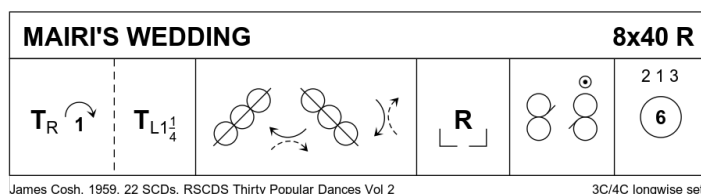
- 1- 1c+2c+3c mirror Reels3 on the sides, 1c crossing down to begin
- 9- Repeat, 1c crossing back to own sides
- 17- 1c dance NHJ between 2c, face each other and set ; dance to top and cast off to face 1cnr (2c up)
- 25- Turn CPCP (2,1,3)



15 MAIRI'S WEDDING R40 · 3/4L

James B Cosh: Twenty Two SCD · Crib: E-cribs · Diagram: Keith Rose's Diagrams

- 1- 1c turn RH | cast (2c up) ; turn LH to face 1cnrs
- 9- 1c ½Reel4 with 1cnrs (pass P Lsh) ; Repeat with 2cnrs
- 17- Repeat with 3cnrs (1cnr person) ; Repeat with 4cnrs (2cnr person)
- 25- 1W+2c & 1M+3c Reels3 across, Lsh to 1cnr
- 33- 2c+1c+3c circle6 and back



Note: Cosh explicitly tells 1c to pass Lsh in [9-24]; however the Rsh pass is quite common, and sometimes nicknamed »Mairi's Divorce«.